



32,90 €

MECHANIX Winter Armor Black

48 h
★★★★★




MECHANIX

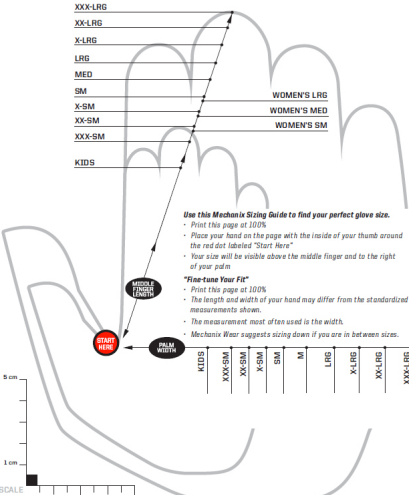
MECHANIX Winter Armor Black

Lock in the warmth and keep the elements out. Featuring a full nylon shell, wind resistant liner and rubberized water resistant palm, Mechanix Winter Armor glove is a critical cold weather tool. EVA foam padding protects your knuckles, index and middle finger from unexpected impact and the extended cuff prevents the cold air and snow from sneaking in.
Size: L

- Features
- Nylon shell with wind resistant lining for warmth
 - Accordion EVA knuckle protection
 - Rubberized palm and fingers enhance grip and durability
 - Extended cuff and closure secure comfortably to the wrist
 - Machine washable

Tested and complies with CE EN: 388; 420; EN: 511

**GLOVE SIZING GUIDE**



XXX-LRG
XX-LRG
X-LRG
LRG
MED
SM
X-SM
XX-SM
XXX-SM
KIDS

WOMEN'S LRG
WOMEN'S MED
WOMEN'S SM

Use this Mechanix Sizing Guide to find your perfect glove size.

- Print this page at 100%.
- Place your hand on the page with the inside of your thumb around the red dot labeled "Start Here".
- Your size will be visible above the middle finger and to the right of your palm.


"Fine-tune Your Fit"

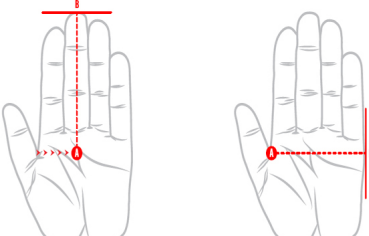
- Print this page at 100%.
- The length and width of your hand may differ from the standardized measurements shown.
- The measurement most often used is the width.
- Mechanix Wear suggests sizing down if you are in between sizes.

5 cm
1 cm
SCALE 1 in 2 in

KIDS XXX-SM XX-SM X-SM SM M LRG X-LRG XX-LRG XXX-LRG

ALWAYS TRY IT ON. For questions regarding any Mechanix Glove style or fit please call our Customer Service Team: 1-800-222-4286 or visit www.mechanix.com

**GLOVE SIZING GUIDE**
USE RULER WHEN MEASURING



FINGER LENGTH
Measure your length from position A to B.

MEN'S	WOMEN'S
10.0 cm – 10.8 cm	
10.8 cm – 11.5 cm	
11.5 cm – 12.3 cm	
12.3 cm – 13.0 cm	10.0 cm – 10.5 cm
13.0 cm – 13.8 cm	10.5 cm – 11.0 cm
13.8 cm – 14.5 cm	11.0 cm – 11.5 cm
14.5 cm – 15.2 cm	
15.2 cm – 15.9 cm	
15.9 cm – 16.5 cm	

GLOVE SIZE
If you're between sizes, we recommend sizing down for a snug fit.

XXX-Small
XX-Small
X-Small
Small
Medium
Large
X-Large
XX-Large
XXX-Large

PALM WIDTH
Measure your palm width from position A to B.

MEN'S	WOMEN'S
< 5.0 cm	
5.0 cm – 5.8 cm	
5.8 cm – 6.5 cm	
6.5 cm – 7.5 cm	5.5cm – 6.5 cm
7.5 cm – 8.5 cm	6.5 cm – 7.5 cm
8.5 cm – 9.8 cm	7.5 cm – 8.5 cm
9.8 cm – 11.0 cm	
11.0 cm – 12.2 cm	
12.2 cm – 13.7 cm	